




ADDING THE TASK TO MULTIPLE PRICE BOOKS

1. Select the Price Book to which the task should be added.
2. Select "Not in Price Book" in the In Price Book column.
3. Filter by Task Description to find the newly created task.
4. Check the box next to the task in the In Price Book column to add it to the selected Price Book.
5. Click on Save.
6. Repeat steps 1-5 for each Price Book the task should be added to.
7. We recommend adding coupons, freight, second man tasks, etc. to all books, so the technician doesn't have to change the Price Book on the iPad to add these tasks.

Menu Pricing Guide




Territory:

Price Book: **1**  

MPF: \$ 

Add On Discount: %

Category:

	In Price Book	Price Book(s)	Category	Task Number	Task Description	MFG	Taxable	Fixed Price	Primary Task	Primary Price
2	Not <input type="text" value="Not"/>	<input type="text"/>	<input type="text"/>	<input type="text"/>	<input type="text" value="coup"/>	<input type="text"/>	<input type="text"/>	<input type="text"/>	<input type="text"/>	<input type="text"/>
	<input type="checkbox"/>	Boutique	WASHERS	AA-25830	Coupler Repair or Replace		<input checked="" type="checkbox"/>	<input type="checkbox"/>	1.1	\$ 198
4	<input type="checkbox"/>	Boutique	MISCELLANEOUS	OO-71960	\$15.00 Off Coupon		<input type="checkbox"/>	<input checked="" type="checkbox"/>	-0.08	\$ -15
	<input type="checkbox"/>	Built-In	WASHERS	AA-24290	Coupler Repair or Replace		<input checked="" type="checkbox"/>	<input type="checkbox"/>	1.15	\$ 207